

TSE Admission process: Master's – Eiffel Scholarship

Dear applicant,

Thank you for your interest in TSE! Please find below some key information regarding this campaign.

Our service compiled this document to guide you through your application process. We strongly advise you to read it in its entirety before reaching out: we receive a lot of e-mails when campaigns are open, and although we do our best to answer your enquiries quickly, it might take a while for us to get back to you. Hopefully you will find there all the answers to your questions!

Here is what you will find in these guidelines:

- Page 2: [Information regarding the Eiffel Scholarship + Results dates](#)
- Page 3: [How and where to apply to TSE](#)
- Page 4: [Creating your account on eCandidatures](#)
- Page 5: [Documents needed for one application](#)
- Page 6: [Filling in the extra form](#)
- Page 7: [Sending your application + What happens next?](#)
- Page 8: [eCandidatures technical FAQ](#)

The [TSE eCandidatures platform](#) will be accessible from **October 25th up until November 13th, 2024**.

Before that, you will only be able to create your account and fill in your information.

We strongly encourage you to avoid applying at the last minute in case your application would be deemed incomplete. The Admissions service will not accept any application which would have been sent after November 13th, 2024, 11:59 pm.

Specificities of the Eiffel scholarship + Results dates

Make sure you visit [this webpage](#) and go through the [program rules](#) before applying: you will there find all necessary information regarding the benefits of the Eiffel scholarship, the different steps of the process as well as the conditions to apply. Please take note that eligible candidates must fit the following criteria:

- Born **after March 31st, 1997**;
- **Foreign nationals only**: if you hold a French citizenship, your application cannot be selected for the scholarship;
- **New to the French education system**: students currently studying or who studied in France are no longer eligible;
- Excellent academic results.

*TSE can **only support your application for the Eiffel scholarship**, but this is the only part we have in the process. We then send the applications we selected to a **national Campus France committee**, which will review the applications submitted by all the institutions taking part in the campaign.

Admission results:

TSE admission and Eiffel selection results will be available by **Friday, December 13th, 2024**.

Results of the Eiffel scholarship attributions are expected **early April**. We will let you know as soon as we hear back from Campus France.*

How and where to apply

As a foreign student, you may need a **visa** to come and study in France.

- If you don't need a visa, you only have to apply through eCandidatures (follow **step 1** only).
- If you do need a visa, you may need to follow the Etudes en France procedure to obtain it (**step 1**, then **2**).

1

Apply to TSE via our eCandidatures platform:



Click on the logo to access the website.

This application procedure is detailed in the next pages.

Start by creating your account, then click on the **link you received** to confirm your e-mail address (link valid for a limited time).

Admission
offer ✓

2

Etudes en France

Check if your home country requires this procedure [here](#).

If you receive a positive answer on eCandidatures, we will let Campus France know you are accepted to TSE via the Etudes en France platform. You will then receive an e-mail inviting you to fill in your file and start the procedure.

Get in touch with your Campus France contacts for help.

ÉTUDES
EN FRANCE



Click on the logos to visit their websites to find out more.

If you need a visa but are not required to follow the Etudes en France procedure, please visit the [Campus France website](#), as you can find very useful information about where to begin, but also get in touch with the [French embassy in your home country](#).

Creating your account on eCandidatures

Before being able to work on your application, you must fill in your information by clicking on the different items showing in the column on the left. Here are some instructions to help you.

Note that you can change the language in the home screen (“accueil”).  

1) Personal Info.

- Leave the INE section empty (only former students of the French education system have it).

2) Baccalauréat (Name of the secondary school diploma degree in France)

- Tick “I have the baccalauréat or equivalent qualification”
- Then “0031 – titre étranger admis en equivalence” (equivalent foreign diploma).
- To specify your grade: *Très Bien* is A+, *Bien* is A, *Assez bien* is B, and *Passable* is C.

3) Internal curriculum

- Leave the section empty

4) External course

- Indicate all the studies you followed after secondary school (Bachelor’s and/or Master’s).
- Choose “Licence” for a Bachelor’s degree and “Master” for a Master’s degree.
- Specify the title of your degree in “Course description”

5) On-the-job training

- Recommended but optional section. Refer any internship or trainee positions you may have had.

6) Professional experience

- Recommended but optional section. Refer any jobs you may have had.

Your account is ready!

You can now click on “Applications” to select the Master’s program of your choice.

Documents needed for one application

Please submit a file for each line of your application. Check our [FAQ section](#) for some additional tips regarding size of documents or frequent technical problems

1) Copy of your **passport or national ID card**


2) **Résumé**
in English for an International track;
in French for a Standard track.

3) **Cover letter**
in English for an International track;
in French for a Standard track.

Specify why you chose TSE but also **why you need and deserve the Eiffel scholarship**, how it would make a difference to you.

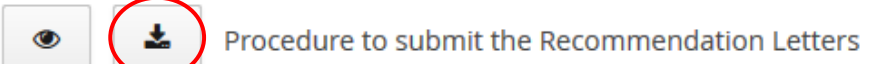
4) Copy of all your **transcripts** (undergraduate and postgraduate grades when available), translated into English or French if needed. Official translation required. Combined in a single file.

5) **Certificate of language proficiency**
If exempted, download the **conditions of transmission document**, fill it in, sign it and upload it on the same line.



6) **GRE General Test scores**
If you hold a foreign degree, you **must** provide GRE test results (at least the temporary results showing the first two grades). No minimum score required. Home edition accepted. More information on the downloadable document provided on the platform.

7) **Letters of recommendation**
Download the *Procedure to submit the Recommendation letters* and follow it carefully.
You will find the link to our **recommendation letter form** there.



Then, **fill in and sign the document** you downloaded and **upload** it on the dedicated line on eCandidatures.

Accepted certificates of language proficiency:

International tracks:

- TOEFL iBT – 95/120 at « Best scores » (Home edition accepted)
- IELTS Academic 7/9
- Cambridge English Certificate – C1 level

Are exempted from providing a certificate:

- Native English speakers
- Holders of a 2-year degree awarded in an English speaking country
- Holders of a 3-year Bachelor's degree or 2-year Master's degree 100% taught in English.

Standard tracks:

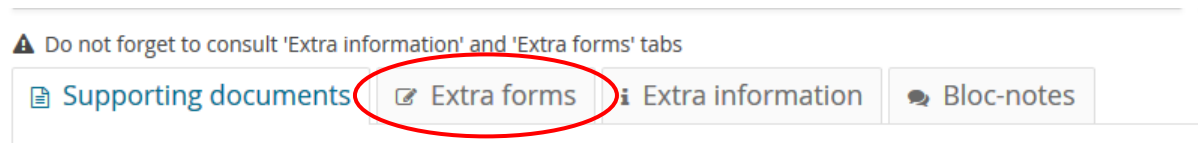
- TCF or DALF – C1 level

Are exempted from providing a certificate:

- Native French speakers
- Holders of a 2-year degree awarded in a French speaking country.

Filling in the extra form

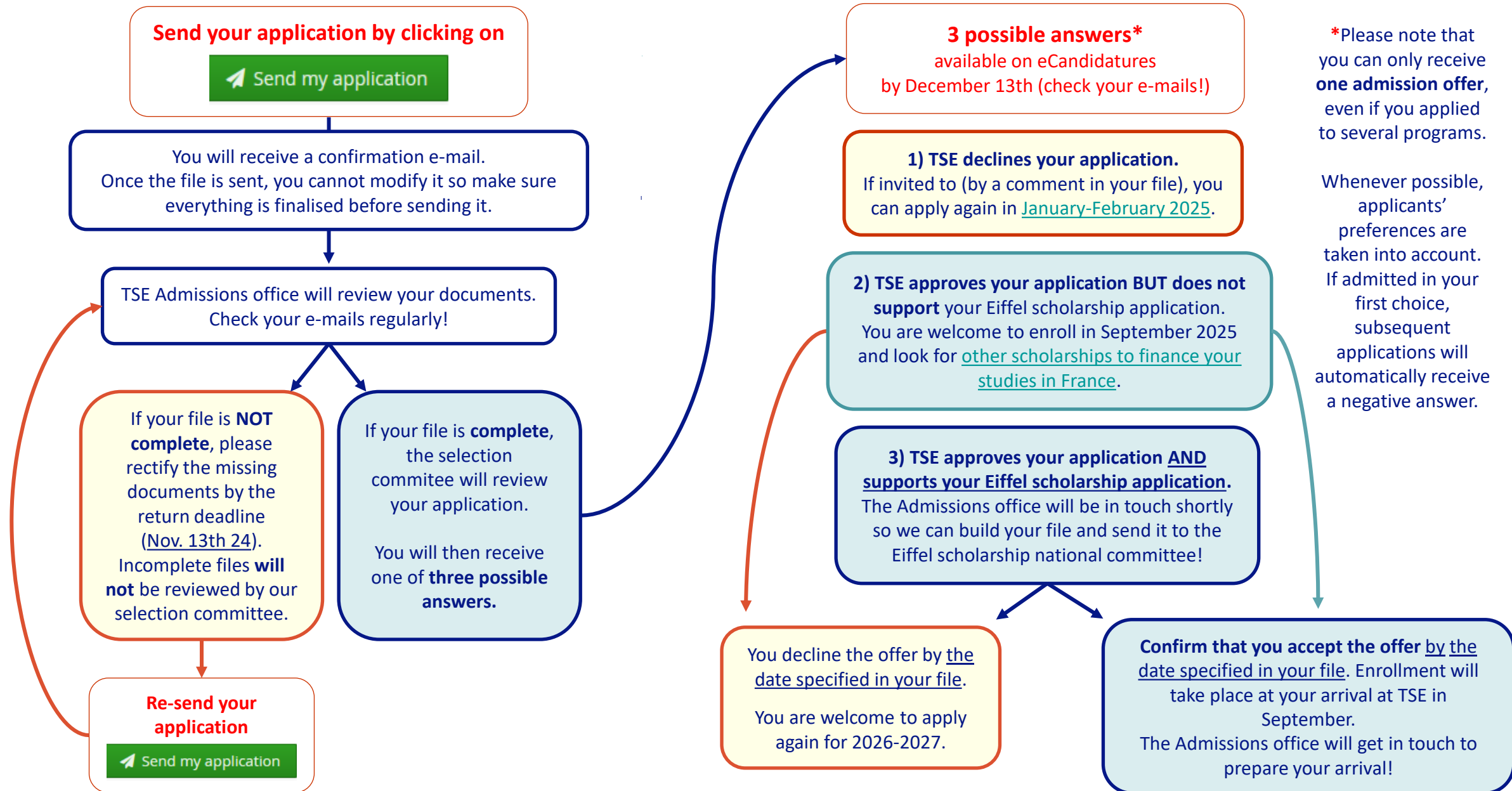
The **mandatory questionnaire in the “Extra forms” tab** will give us precious information to help us review your application, including your **preferences between the different programs** (if you apply to several). Please note that admission answers will be based on the ranking you submitted here, so please take extra care when filling it in.



Technical tips:

- Make sure you're still connected to eCandidatures while you fill it in.
 - Please note that your answers will only be **visible the next day** as the system updates every night.
 - Once you fill it in, your answers will be visible in each of your different applications.
- We would thus advise you to do one application first, to fill in the questionnaire, and then come back the next day to deal with your other applications. That way you can check in the tab that your answers were taken into account.

Sending your application + What happens next?



eCandidatures technical FAQ

- *“I cannot log in, the website shows a message of error Erreur à la validation du compte.”*

Depending on your browser or e-mail provider, the link you receive in the automated e-mail to validate your account may not work. You have to close eCandidatures (if already open), then copy the URL address and paste it in your browser.

- *“I cannot upload my documents because they are too big.”*

Indeed you need to upload a single PDF file (or JPEG/PNG format) that cannot exceed 2 MB. To merge or compress your documents, you can find free online PDF tools online.

- *“I cannot modify anything in my application file because it is “blocked by another user”.*

You must have opened eCandidatures in several pages or different browsers (or closed the page and reopened it right away). You need to log out, close everything, and open eCandidatures again after having waited for a couple of minutes.

- *“I want to modify one of the documents I submitted in my file, how do I change it?”*

If you have already sent your file, you need to contact us: application files noted down as “Received” or “Complete” cannot be modified. If you have not, then simply click on the button to delete the document, and once again on the to add a new one.

- *“I want to apply to a specific path of the M2 Environmental Economics and Policy but I cannot find it on eCandidatures...”*

Former Master’s programs in *Economics & Ecology* and *Environmental Policy & Energy Economics* are now two separate paths of the same Master’s in *Environmental Economics and Policy (EEP)*: you will only need to create one application to the EEP program, even if you are interested in both paths. In September, you will register into one of the two paths. In the meantime, please specify in your cover letter which path has your preference. In the extra form, you will also have to rank the two paths accordingly. If you’re interested in both paths, please explain what are your specific motivations for each of them.

If you could not find the answer to your question here, do not hesitate to get in touch with the Admissions service by writing to admissions@tse-fr.eu.